



NEW THINKING. NEW POSSIBILITIES.

People's expectation toward individual mobility requires more than just a convenient means of transportation. The old understanding of cars has become outdated. A car represents individuals' lifestyles, and it became an integral part of their lives. At the same time, the automobile industry has experienced seismic change. Hyundai Motor Company has grown rapidly to become one of the largest automakers, backed by world class production capability and superior quality. We have now reached a point where we need a qualitative approach to bring bigger ideas and relevant solutions to our customers. This is an opportunity to move forward and we have developed a new brand slogan that encapsulates our willingness to take a big leap. Led by our new slogan and the new thinking underlying it, we will become a company that keeps challenging itself to unlock new possibilities for people and the planet.

Hyundai Motor Company
www.hyundai.com

GEN. LHD 1306 ENG. WD-KM

Copyright © 2013 Hyundai Motor Company. All Rights Reserved.

www.facebook.com/hyundaiworldwide  www.youtube.com/hyundaiworldwide 



 NEW THINKING.
HYUNDAI NEW POSSIBILITIES.

i40





THE POWER OF NEW THINKING

The new i40 cuts through the bewildering forest of choices in estate wagons.

Here's a package so complete and so compelling that it changes everything. Combining beautiful balanced style with a spacious interior, agile handling and frugal but dynamic new powertrains, i40 is the estate wagon that clearly stands out clearly stands apart from the rest. It's not just great styling that attracts new car buyers to the i40 sedan and estate wagon from Hyundai. It's the new thinking that is evident in every detail, from the fuel-efficient, eco-friendly engines to the impressive build quality and five-star safety appointments.

New thinking leads to exciting new possibilities.



BE THE FIRST TO ARRIVE

i40 has arrived and so have you. Whether you choose the estate car or the sedan, both reflect a confident sense of style: simple, rational and thoroughly modern. The i40 is the perfect expression of your individuality and preference to follow your own road. And i40 is the most logical way to go. Cabin space is one of largest in its category, while the interior appointments are first-class. Both the i40 sedan and estate wagon are powered by a new generation of engines and transmissions that deliver class-leading fuel economy while actually increasing power over the previous generation of power plants. And it's reassuring to know that i40 has earned maximum points in crash tests conducted by the leading US and EU safety certifying bodies.





YOUR LEISURE-CLASS TICKET

Because customer needs vary so widely, Hyundai gives you a choice of i40s: sedan or estate wagon. Either way, the i40 is your ticket to first-class travel and serene comfort. The cabin is soothingly quiet, while the impeccably engineered chassis delivers a smooth and stable ride. To ensure a lively and engaging driving experience, the i40 steering and suspension systems have been carefully fine-tuned, along with other elements that play a role in vehicle ride and handling dynamics. And to simplify decision-making, i40 is offered in a choice of two trims: the classic GL and the top-of-the-line GLS.



SEE THE WORLD IN PANORAMA

The nice thing about the panoramic sunroof is how everything seems to take on a whole new look when you open it up: the cabin brightens and the world seems a touch more cheerful. To ensure your carefully coiffed hair stays perfect, the roof comes with a built-in retractable wind deflector. And to restore things back to the way they were, just activate the 'close blinds' button and you'll hardly be able to tell there's a sunroof at all.





When you're sailing along in something so sleek and streamlined, you're bound to draw admiring glances. Even envious ones. But head-turning looks are just a small part of the i40 story.

The sophisticated 2.0 MPI (Multi-Point Fuel Injection) Nu engine and high powered 1.7 U2 diesel engine feature some of the most advanced technologies available to ensure i40 delivers the best fuel economy in its class, without sacrificing power or compromising emissions reduction.



SOME ROADS YOU WISH WOULD GO ON FOREVER

Great drives provide lifelong memories. i40 is the perfect companion to set out with on the trip of a lifetime. Safe, comfortable and a pleasure to drive, i40 effortlessly eats up the miles. The new engines offer plenty of passing power for when you need it. The cabin accommodates five adults in absolute comfort.



IN TOWN AND COUNTRY FEELING RIGHT AT HOME

Whether you're spending a long weekend in the country or an evening at the opera, the i40 estate wagon with its abundant cargo space will take you to your destination in comfort and style.





FLIGHT i40 YOU ARE CLEARED FOR TAKE-OFF

One look at the i40 cockpit and it all becomes clear. There's intelligent design at work here. All the guesswork has been eliminated. All gauges and controls have been perfectly sized and laid out in logical clusters for effortless operation. As for the selection of materials, they are all premium grade and the detailed workmanship is a joy to behold.



THE i IN i40 STANDS FOR INSPIRATION

Inspired design is what the i40 is all about. And to keep you inspired for many miles and years down the road, i40 comes equipped with a beautifully engineered audio system. Speakers, radio and CD components have carefully matched and acoustically tuned to ensure optimal sound reproduction throughout the cabin. The audio system includes remote switches mounted on the steering wheel, to minimize distractions and help the driver stay focused on the road ahead. All audio functions are designed for simple intuitive operation and so are the climate controls which even come with a special sensor which will automatically turn on the windscreen wipers on detecting the first drops of rain.



Audio packages

PA710, the standard audio configuration includes six speakers, an AM/FM radio and CD player with MP3 playback capability. The PA760 upgrade brings a six CD-changer and an external power amplifier with sub-woofer.

A. Air ventilated seats

How to keep your clothes neat and crisp while driving on hot muggy days? Stay cool and dry by ordering the air ventilation option available for the driver and front passenger seats. Under-seat fans blow a gentle stream of cooling air through the miniature perforations in the leather seats.




B. USB port

Connection ports are provided to connect most types of personal music players including USB memory devices.



C. Steering wheel remote control

For more convenient and safer driving, the remote switches provide controls over the audio system thereby encouraging the driver to always keep both hands on the wheel.





i40 OPENS UP A WHOLE NEW DIMENSION

From the moment you first set foot in the cabin, the effect is striking. Compared to its rivals, i40's interior is the most spacious in its class. Surfaces are treated in a sophisticated colour scheme using muted, carefully coordinated shades. Key touch points have delightful textures with luxurious feeling which, at i40's price point, is an astounding accomplishment.



Driver power seat

Adjustable in ten different directions, the electrically-controlled driver seat includes a new power lumbar support to promote greater comfort, alertness and safety.

A. Electric parking brake

The new-style brake frees up precious cabin space. The button switch is computer linked so it's smart.

B. IMS and control functions


The driver's Integrated Memory Seat is a handy option for remembering his and her favorite seat position. Power lumbar support is also available for both driver and front passenger seats. Front and rear seat warmers are also offered.

C. Deluxe centre armrest

The central armrest's multi-box access opens to different compartments providing a place for everything from CDs to other small items... all within a simply soft place rest your arm.

D. Dual Cupholder

Handy place for storing a couple of water bottles or those odds and ends. A sliding cover helps keep a neat appearance.



JUST THE PERFECT COLOUR

Always in step with the latest trends, i40 is offered in a variety of new and exciting interior colour combinations have been skilfully matched with exterior paintwork to harmonise with the hues and moods of the four seasons.



Black-beige interior

Freshened up to give it a modern vibrancy, the two-tone Cocoa Black and Beige interior is an enduring favorite.



Black interior

Offered in new Neutral Black, this monotone interior wears well and will never go out of style.



Black-blue interior

Neutral Black combined with blue: a classic combination with upscale appeal.



Sports package

Designed expressly for young and young-minded buyers, the sporty bucket seats come with improved side bolsters and project pure dynamism. Available with the black interior only.



Wagon



GONE IN SECONDS

The i40 estate wagon's entire second row can be made to disappear in seconds. With the release of a simple lever, backrests easily fold into the floor to create an extended cargo space, which can be quite handy for those occasions when you need more room to transport your mountain bike or similar over-sized items. For added versatility, the rear seats come equipped with a 60:40 split-folding feature, so you can still carry the cargo plus a rear seat passenger or two. The optional floor rail system helps to keep luggage safely secured. The sedan makes little compromise when it comes to luggage space: At 505 litres, it is more than ample.

A. Power tailgate

The power tailgate system provides a nice touch of convenience but it also helps enhance safety. The system is available as an option.

B. Sedan Luggage Space


At 505 litres, plus 20 litres under the luggage board (with Tire Mobility Kit), it's among the most spacious in its class.

C. Full-flat seat

Rear seat backrests fold flat into the floor while the floor rail system helps keep your luggage safely secured.

D. Wagon Luggage area

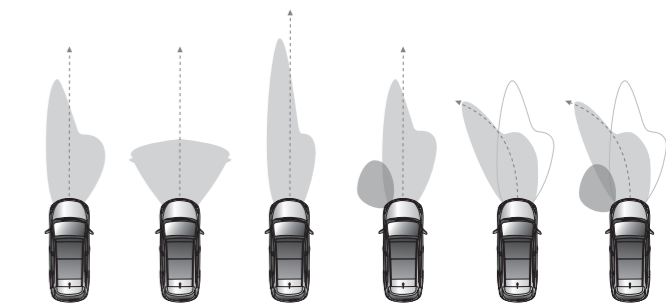
i40 offers minimum 553 to maximum 1,719 litres of trunk capacity, and luggage under tray has been applied for additional convenience. It's surprising just how much you can fit into the back of your i40.





MIND BENDING CURVES

Taken at the right speed, long curves can be mind-bending. That's the fun of driving. And pure driving delight is what i40 is all about. It's definitely a driver's car that, when put to the task, is quite capable of delivering an exhilarating driving experience: because i40's chassis has been carefully tuned to telegraph just the correct amount of feedback from the road.



i40's Intelligent Lighting System

Activating the left or right turn signal when executing a turn or negotiating a curve turns on the corresponding Static Bending Light. Standard on all models, it helps illuminate pedestrians or obstacles. The optional Adaptive Front Lighting System uses a pivoting mechanism linked to the steering direction to continuously aim the headlamps in the direction of travel.



NO GASOLINE STATION IN SIGHT? NO WORRIES

i40's new generation of engines and transmissions are designed to take you further than ever before between fill-ups. Six-speed transmissions and variable valve timing are just a few of the numerous technical innovations that help squeeze more energy out of every drop of fuel.



Nu 2.0 MPI engine
 Type DOHC with Dual CVVT
 Displacement 1,999 cc
 Max. Power 167*(166) ps / 6,500 rpm
 Max. Torque 20.5*(20.4) kg-m / 4,800 rpm

Nu 2.0 GDI engine
 Type DOHC with Dual CVVT
 Displacement 1,999 cc
 Max. Power 178*(177) ps / 6,500 rpm
 Max. Torque 21.8*(21.7) kg-m / 4,700 rpm

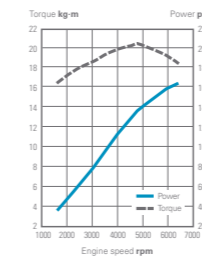
* : i40 Sedan only



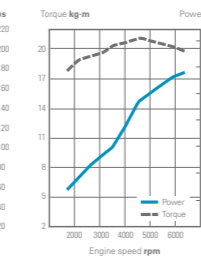
U2 1.7 Diesel engine
 Type DOHC
 Displacement 1,685 cc
 Max. Power 136 ps / 4,000 rpm
 Max. Torque 33.7 kg-m / 2,000-2,500 rpm (MT)

Economy and performance in perfect balance

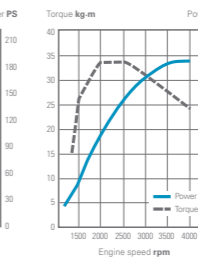
The new and highly fuel efficient Nu 2.0 features all-aluminum ladder frame construction for improved durability and reduced noise and vibration. Dual Continuously Variable Valve Timing improves engine breathing efficiency. The Multi-Point Fuel Injection (MPI) version delivers 166 ps@6,500 rpm while peak torque measures 20.4 kg.m@4,800 rpm. With Gasoline Direct Injection (GDI), maximum horsepower is 178 ps@6,500rpm while torque peaks at 21.8 kg.m@4,700 rpm. A diesel option is also available in the form of the new U2 1.7L which delivers 136 ps in the high output edition.



Nu 2.0 MPI



Nu 2.0 GDI



U2 1.7 Diesel

A. 6-speed manual transmission

For driving purists who prefer to do their own shifting, Hyundai offers a six-speed manual. Economical, quiet, ultra-smooth and durable.

B. 6-speed automatic transmission


Six gears are better than five – especially if the six-speed gearbox is more compact, smoother and quieter than the five-speed it replaces. And that's just what Hyundai has done, adding an extra gear to boost fuel economy.

C. Paddle shifter (STD with AT)

Enjoy rapid-fire up-shifts and down-shifts with these steering column-mounted paddles, with design inspired by the shifters found on high-end sports cars.

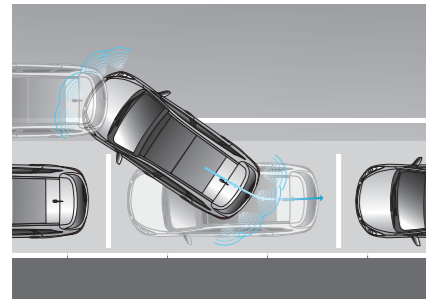
D. Button start

Button start eliminates one needless step: inserting the key into the ignition key slot. As long as the key is carried with the person, the i40 can be started and turned off with a simple push of the button.



NO DOUBT ABOUT IT

i40 proudly takes its place among the safest cars on the road today. But you don't just have to take our word for it. In standardised crash tests conducted by leading independent safety organisations, i40 has equalled the best scores attained so far in its class and, in some cases, bettered them. Hyundai has devoted formidable resources to improving the safety of its cars, including building our own steel mill to ensure the supply of the highest quality metals, to ensure our car bodies are not only the strongest, but lightweight enough to not compromise fuel economy.



Parking assist system

This optional system helps you park safely. Shift into reverse, and sensors in the front and rear bumpers will start to measure proximity when you're too close, you'll get an audible alert. An back warning camera is also available as part of an optional package.

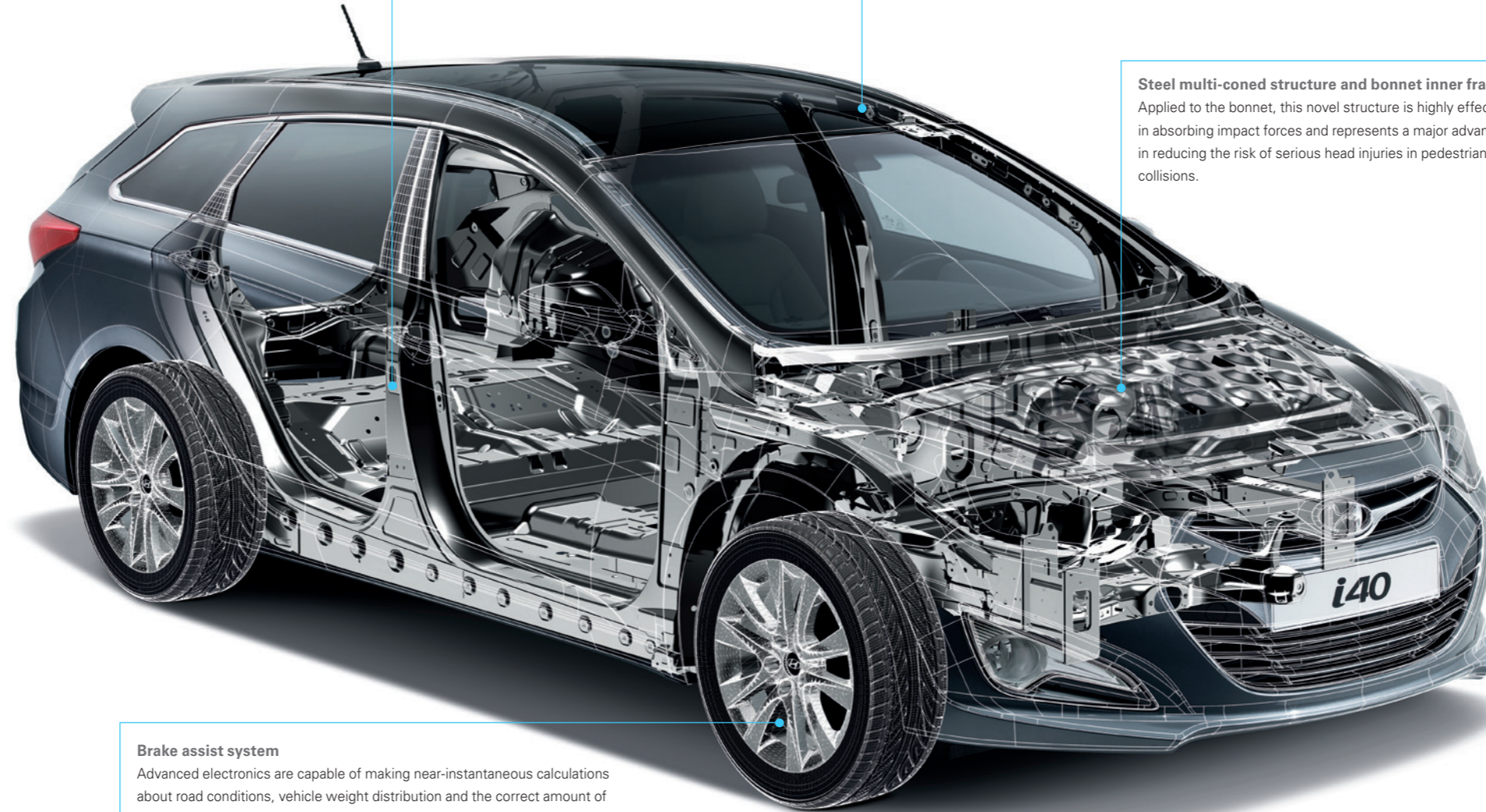


ECM rear view mirror

When the i40 is backing up, the rear camera sends an image to the miniature video screen built into the electro-chromic rear view mirror.

Hot stamping method

Premium ultra-high tensile strength steel is used in key body areas to maximise strength. But the steel is so hard it must first be pre-heated to 900 °C before stamping. This Hyundai innovation offers more protection to the driver and passengers in the event of a collision.



Ultra-high tensile strength steel

No ordinary, run-of-the-mill steel, the ultra-high tensile strength steel is a high performance special steel alloy applied to safety-critical areas of the body shell where additional strength reinforcement is required. The benefit is superior crashworthiness.

Steel multi-coned structure and bonnet inner frame

Applied to the bonnet, this novel structure is highly effective in absorbing impact forces and represents a major advance in reducing the risk of serious head injuries in pedestrian-car collisions.

Brake assist system

Advanced electronics are capable of making near-instantaneous calculations about road conditions, vehicle weight distribution and the correct amount of braking force in order to bring the vehicle to a safe stop within the shortest distance possible.

A. 9-airbags protection

With up to nine airbags available, including each driver and passenger airbags, two side curtain airbags and two front thorax-pelvis side airbags and two rear thorax side airbags at the outboard seating positions plus a new airbag offering driver knee protection, i40 takes every possible precaution to reduce the risk of serious injury.

B. Knee airbag

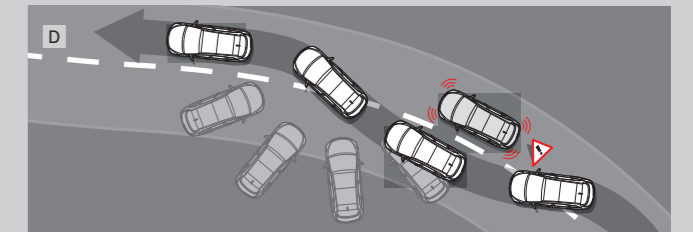
Installed just below the steering column, this new airbag is designed to reduce the risk of serious injuries to the driver's legs and knees in the event of a serious frontal collision.

C. Hill-start assist control

This technology brings peace of mind and ends all anxieties about the vehicle rolling backwards when the foot is taken off the brake after a stop on a steep hill.

D. Electronic stability control (ESC)

ESC continuously monitors vehicle directional stability and tyre traction. If the system senses the car is about to skid and risks spinning out of control, ESC automatically intervenes, applying the brakes over individual wheels to prevent loss of directional control.




THAT CONFIDENT FEELING

Once you've taken i40 for a spin and experienced its capabilities, you'll notice a really good feeling coming on. That's the feeling of confidence. Total confidence in the build quality. Pride in the styling. Joy, exhilaration and the sheer pleasure of driving a beautifully engineered machine that hasn't cost you an arm and a leg. With Hyundai's i40, confidence will be your constant driving companion.



THE BEAUTY IN THE DETAILS

By taking a little time for a closer look at i40's numerous features and understanding their benefits, a general impression grows into a true appreciation of the car and a real passion for the Hyundai brand.



HID headlamps

i40 can be ordered with High Intensity Discharge (Xenon), the premium lighting technology specified by all manufacturers of luxury automobiles. i40's HID headlamps are capable of bringing out details that would remain unseen by conventional headlamps. This optional lighting system casts a significantly brighter and longer light beam – without causing any glare that can annoy and distract drivers in oncoming cars. Also, its colour temperature closely approximates that of daylight so reds are red and greens are green.



LED-type positioning lamps

Serving as a high visibility signature of the i40, this highly distinctive LED-type positioning lamp is supplied as standard.

Hexagonal radiator grille

Since its debut on the Hyundai QarmaQ concept car, the hexagonal radiator grille has been adopted as one of the signature design elements for Hyundai's European lineup and is a part of the company's for Hyundai's European lineup and is a part of the 'Fluidic Sculpture' design philosophy. Serving as a natural focal point for the eye, the i40's hexagonal grille conveys an image of power, authority and sophistication.

LED-type rear combination lamps

Large, wraparound rear combination lamps are handsomely sculpted and use an LED array for maximum brightness and enhanced safety. By lighting up a split second faster than conventional lamps, they alert the following driver sooner.

Fog lamps

Optional front fog lamps feature clear lenses and an extra low mounting point for maximum penetration in foggy driving conditions.

16-inch steel wheels

Dynamic 7.0J 16 wheelcap design with 205/60 R16 tyre.

Outside mirror

Aerodynamically sculpted housing minimises wind noise and includes an LED side repeater to promote safer lane changes.

16-inch alloy wheels

Modern 5-spoke 7.0J 16 alloy wheel design with 205/60 R16 tyre.

De-icer

A heating element embedded in the lower windshield melts away ice and frees up frozen wipers.

17-inch alloy wheels

Stylish 10-spoke 7.5J 17 alloy wheel design with 215/50 R17 tyre.

High mounted stop lamp

Maximum visibility and safety are ensured by mounting this safety lamp into the roof spoiler and fitting it with an array of bright red LEDs.

18-inch alloy wheels

Elegant and prestigious 10-spoke 8.0J 18 alloy wheel with 225/45 R18 tyre.

THE CROWNING TOUCH

How do you take a great package like i40 and make it even greater? By adding technology-rich features which put the pleasure back into driving. Features which make the daily commute something you can really look forward to. Features which let you relax behind the wheel and allow you to enjoy some happy moments.



TFT LCD Supervision instrument cluster

A small marvel of electronic engineering, the TFT LCD supervision gauge cluster brings unprecedented clarity and brilliance to information display, something it manages to do while actually relaxing the eyes and making everything easier to read. Hit the 'start ignition' button and, from a black screen, the system springs to life in a glorious rainbow of colours.



Driving distance



Average fuel consumption

Nestled between the twin cylinders, the LCD displays a variety of useful information including driving distance, average fuel consumption, parking assist system, and etc.



Auto cruise control switch

Loved by long-distance drivers, the auto cruise controls are conveniently mounted on the steering wheel for quick engagement and disengagement. A gentle tap on the brake pedal will also turn off the system.



Bluetooth hands-free capability

i40 can be ordered with a Bluetooth option which comes with steering wheel mounted controls and a built-in microphone. Interfacing seamlessly with Bluetooth-enabled phones, this hands-free solution promotes safer driving.

Heated leather steering wheel

Once drivers experience the gentle warmth of the heated leather-wrapped steering wheel, they will wonder how they ever survived without it. (optional)



One-touch signal system

A handy feature used for signaling lane changes. One light touch and the turn signal flashes three times and then self-cancels.

Heated seats

Front seats feature three-stage heated seat cushions and heated backrests. Rear seat cushion is also heated. (optional)



Light controller

i40 gets a European-style light switch mounted on the crashpad in response to research findings from customer focus groups.

Rear armrest with cup holder

For the comfort of rear seat passengers, i40 comes with a foldable armrest which includes built-in cupholders.



Full auto air conditioner

Driver and front passenger have their own individual temperature controls. System is able to automatically maintain set temperatures for the two zones. (optional)

ISOFIX anchor

The simple-to-use ISOFIX ensures the child seat securely anchored for maximum safety.



Manual air conditioner

The manual air conditioning system is simpler but still highly capable and delivers outstanding cooling power at a very attractive price point.

Luggage net and hook






Unsecured cargo can pose a threat to driving safety. The luggage net provides a fast and easy solution. (optional)



EXTERIOR COLOURS

			
CREAMY WHITE NCW	SLEEK SILVER N3S	TITANIUM SILVER T6S	STONE GREY S6G
			
GLACIER V8U	BLUE SPIRIT YU6	OCEAN VIEW W8U	RED MERLOT VR6
			
ECO BEIGE W6Y	WHITE CRYSTAL PW6	PHANTOM BLACK NKA	

INTERIOR TRIMS

	
BEIGE CLOTH	BEIGE LEATHER
	
BLACK CLOTH	BLACK LEATHER
	
BLUE LEATHER	

SPECIFICATIONS

Type		Nu 2.0 MPI Gasoline engine	Nu 2.0 GDI Gasoline engine	U2 1.7 Diesel engine	
Dimensions	Exterior	Overall length (mm)			Wagon : 4,770, Sedan : 4,740
		Overall width (mm)			1,815
		Overall height (mm)			1,470
		Wheel base (mm)			2,770
		Wheel tread (mm)	Front	1,591(16"), 1,579(17"/18")	
			Rear	1,597(16"), 1,585(17"/18")	
	Ground clearance (mm)			140	
	Interior	Head room (mm)	Front	1,025	
			Rear	Wagon : 990, Sedan : 965	
		Leg room (mm)	Front	1,170	
Rear			850		
Shoulder room (mm)	Front	1,455			
	Rear	1,420			
Engine	Engine type		DOHC with Dual CVVT	DOHC with Dual CVVT	DOHC
	Displacement (cc)		1,999	1,999	1,685
	Max. Power (ps/rpm)		Wagon : 166, Sedan : 167 / 6,500	Wagon : 177, Sedan : 178 / 6,500	136 / 4,000
	Max. Torque (kg-m/rpm)		Wagon : 20.4, Sedan : 20.5 / 4,800	Wagon : 21.7, Sedan : 21.8 / 4,700	32.6 (AT), 33.7 (MT) / 2,000~2,500
Brake	Front	Ventilated disc, 1pot-caliper			
	Rear	Solid disc, 1pot-caliper			
Suspension	Front	McPherson			
	Rear	Multi-link			
Tyre		205 / 60 R16, 215 / 50 R17, 225 / 45 R18			
Fuel tank (litre)		70			

- Some of the equipment illustrated or described in this catalogue may not be supplied as standard equipment and may be available at extra cost.
- Hyundai Motor Company reserves the right to change specifications and equipment without prior notice.
- The colour plates shown may vary slightly from the actual colours due to the limitations of the printing process.
- Please consult your dealer for full information and availability on colours and trims.

DIMENSIONS

Unit : mm



*Wheel tread : 16-inch (F/R) : 1,591/1,597 | 17-inch (F/R) : 1,579/1,585 | 18-inch (F/R) : 1,579/1,585

